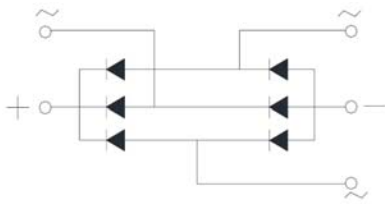



Three Phase Bridge Rectifiers



Features

- UL recognition, file #E230084
- Low thermal resistance
- Glass passivated chip junction
- High surge current capability
- Solder dip 275 °C max. 7 s, per JESD 22-B106

Typical Applications

General purpose use in AC/DC bridge full wave rectification for Server、Frequency converter、Industrial power supply.

Mechanical Data

- **Package:** MT-M
Molding compound meets UL 94 V-0 flammability rating
- **Terminals:** Gold plated leads, solderable per J-STD-002 and JESD22-B102
- **Polarity:** As marked on body

■Maximum Ratings (T_a=25°C Unless otherwise specified)

PARAMETER	SYMBOL	UNIT	MT2506M	MT2508M	MT2510M	MT2512M	MT2514M	MT2516M
Device marking code			MT2506M	MT2508M	MT2510M	MT2512M	MT2514M	MT2516M
Maximum Repetitive Peak Reverse Voltage	VRRM	V	600	800	1000	1200	1400	1600
Maximum RMS Voltage	VRMS	V	420	560	700	840	980	1120
Maximum DC blocking Voltage	VDC	V	600	800	1000	1200	1400	1600
Average rectified output current @60Hz sine wave, R-load	IO	A	25.0					
With heatsink T _c =115°C								
Forward Surge Current (Non-repetitive) @8.3ms, Half-sine wave, 1 cycle, T _j =25°C	IFSM	A	400					
Forward Surge Current (Non-repetitive) @1ms, square wave, 1 cycle, T _j =25°C			800					
Current squared time @1ms≤t≤8.3ms T _j =25°C, Rating of per diode	I ² t	A ² s	664					
Storage temperature	T _{stg}	°C	-55 ~ +150					
Junction temperature	T _j	°C	-55 ~ +150					
Dielectric strength @ Terminals to case, AC 1 minute	V _{dis}	KV	2.5					
Mounting torque	Tor	kg·cm	10					



MT2506M THRU MT2516M

■ Electrical Characteristics (T_a=25°C Unless otherwise specified)

PARAMETER	SYMBOL	UNIT	TEST CONDITIONS	MT2506M	MT2508M	MT2510M	MT2512M	MT2514M	MT2516M	
Maximum instantaneous forward voltage drop per diode	V _F	V	I _{FM} =12.5A							1.1
Maximum DC reverse current at rated DC blocking voltage per diode	I _R	μA	T _j =25°C							5
			T _j =125°C							500
Typical junction capacitance	C _j	pF	Measured at 1MHz and Applied Reverse Voltage of 4.0 V.D.C							150

■ Thermal Characteristics (T_a=25°C Unless otherwise specified)

PARAMETER		SYMBOL	UNIT	MT2506M	MT2508M	MT2510M	MT2512M	MT2514M	MT2516M	
Typical Thermal Resistance	Between junction and case, With heatsink	R _{θJ-C}	°C/W							1.0

Note: Device mounted on 75mm x 45mm x 5.5mm Aluminum Plate Heatsink.

■ Ordering Information (Example)

PREFERRED P/N	PACKING CODE	UNIT WEIGHT(g)	MINIMUM PACKAGE(pcs)	INNER BOX QUANTITY(pcs)	OUTER CARTON QUANTITY(pcs)	DELIVERY MODE
MT2506M ~ MT2516M	A1	Approximate 16	50	50	500	Paper Box

■ Characteristics (Typical)

FIG1: I_o-T_c Curve

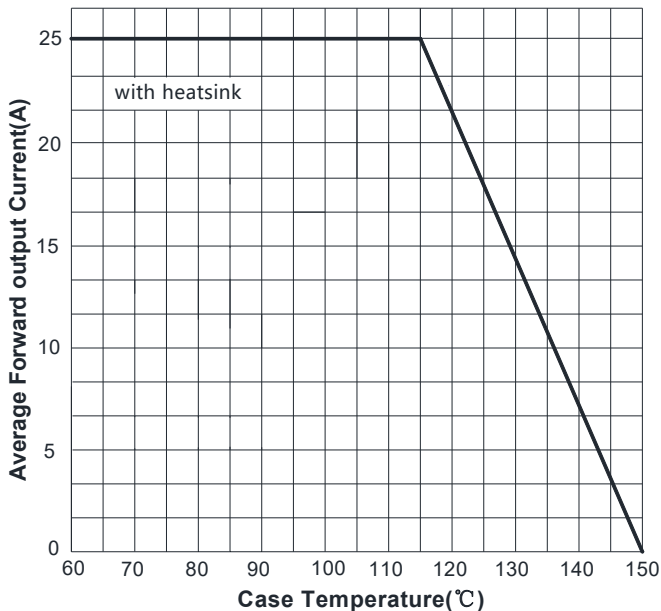
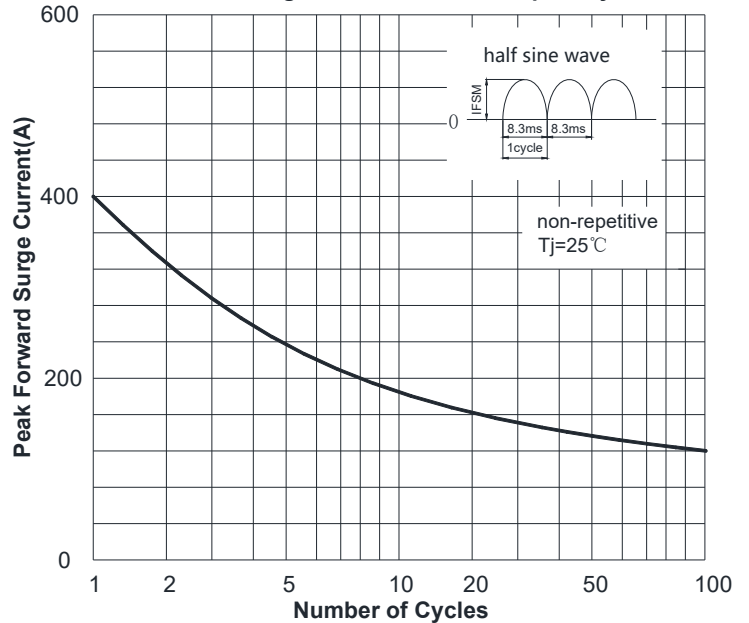


FIG2: Surge Forward Current Capability





MT2506M THRU MT2516M

FIG3: Typical Forward Voltage

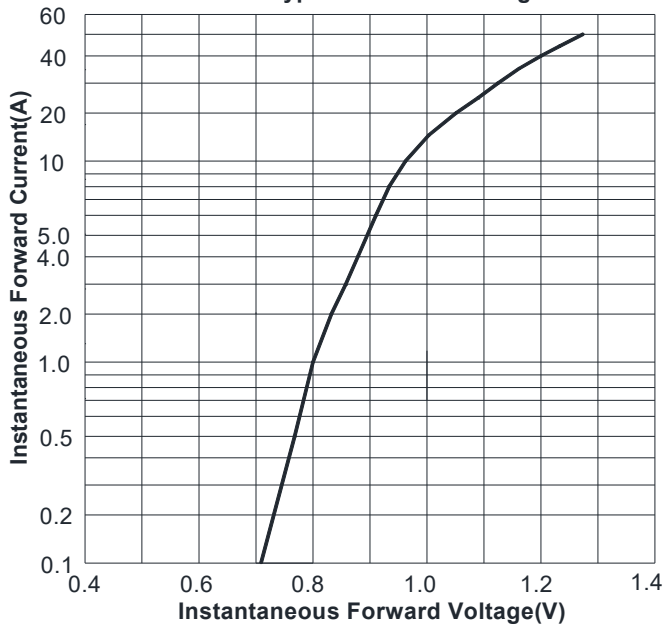
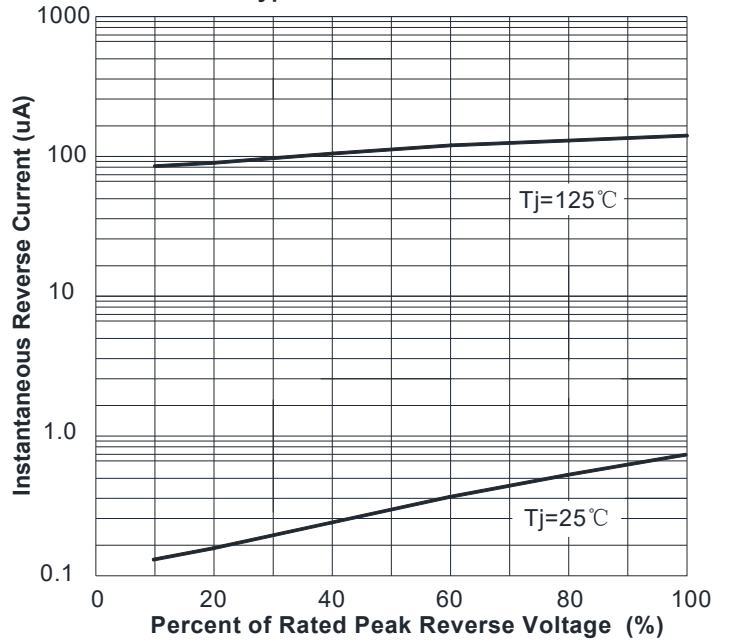
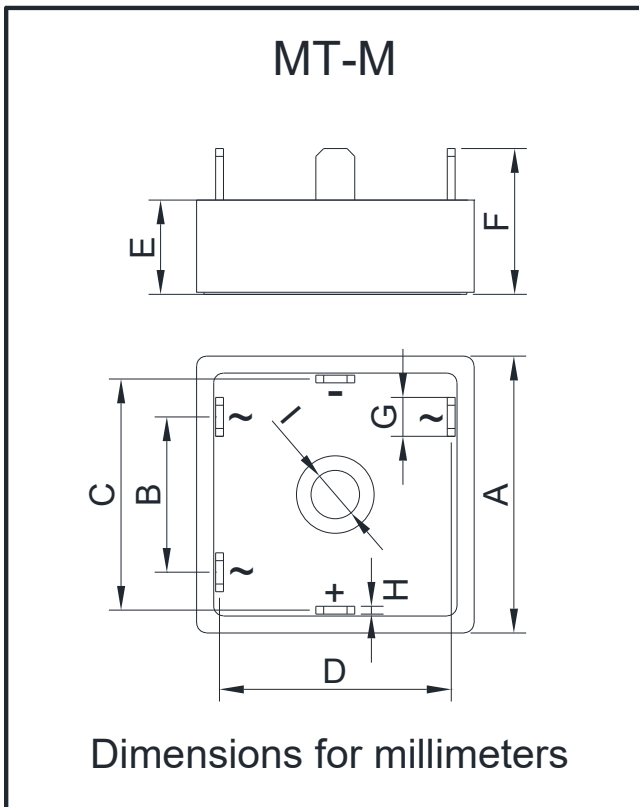


FIG4: Typical Reverse Characteristics



■ Outline Dimensions



MT-M		
Dim	Min	Max
A	28.2	28.8
B	15.5	16.5
C	23.3	24.3
D	23.3	24.3
E	9.0	10.0
F	14.5	15.5
G	3.8	4.2
H	0.75	0.85
I	4.5	5.5



MT2506M THRU MT2516M

Disclaimer

The information presented in this document is for reference only. Yangzhou Yangjie Electronic Technology Co., Ltd. reserves the right to make changes without notice for the specification of the products displayed herein to improve reliability, function or design or otherwise.

The product listed herein is designed to be used with ordinary electronic equipment or devices, and not designed to be used with equipment or devices which require high level of reliability and the malfunction of which would directly endanger human life (such as medical instruments, transportation equipment, aerospace machinery, nuclear-reactor controllers, fuel controllers and other safety devices), Yangjie or anyone on its behalf, assumes no responsibility or liability for any damages resulting from such improper use of sale.

This publication supersedes & replaces all information previously supplied. For additional information, please visit our website [http:// www.21yangjie.com](http://www.21yangjie.com) , or consult your nearest Yangjie's sales office for further assistance.